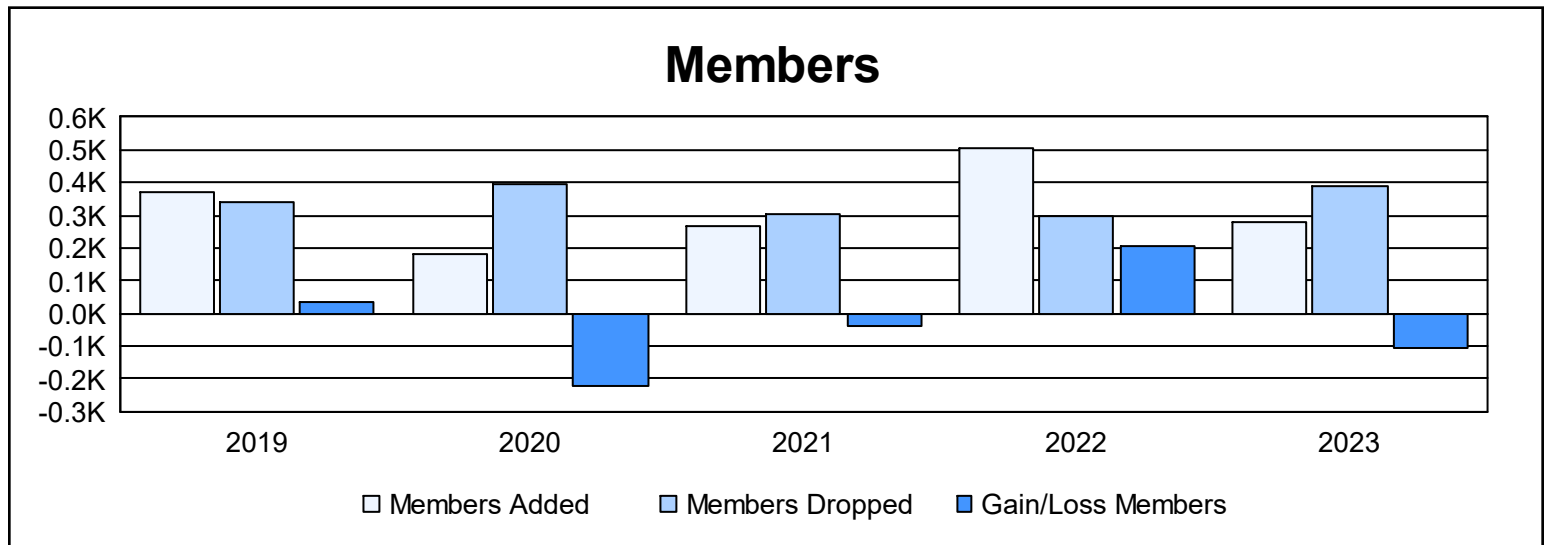
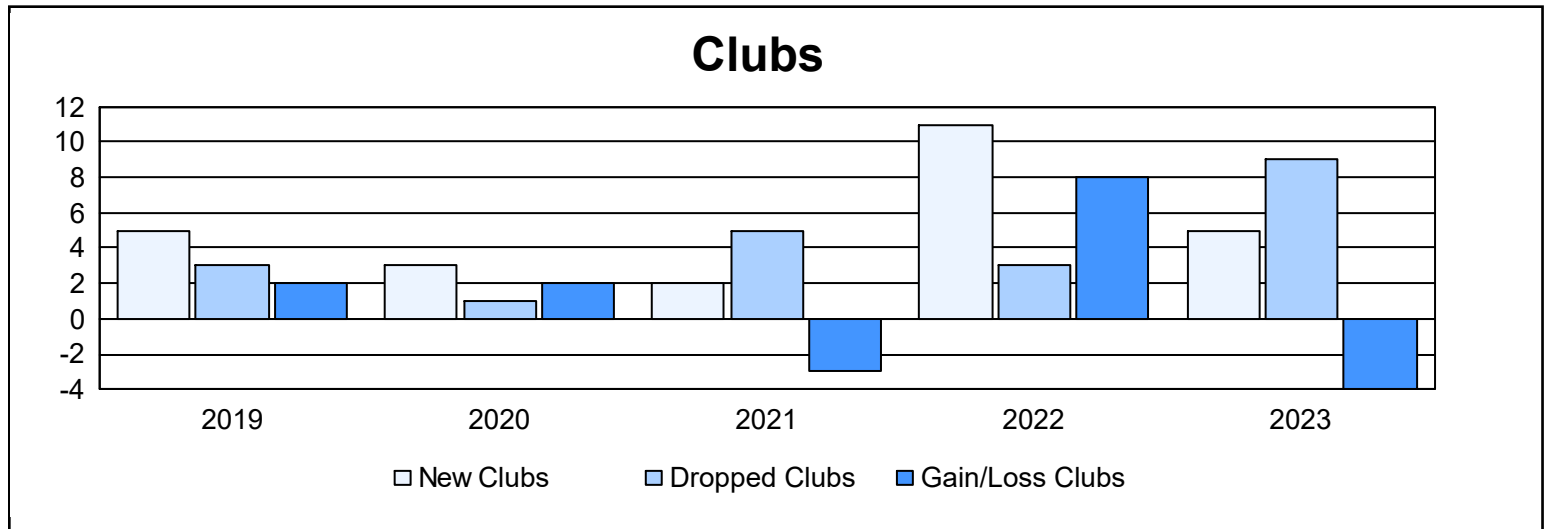
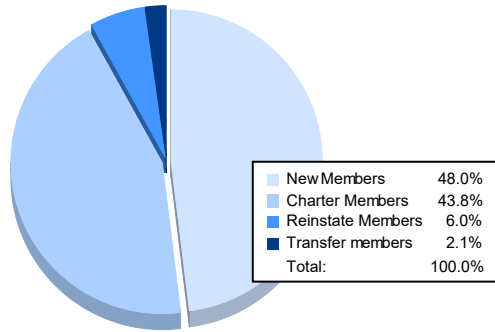


| Year | New Clubs | Dropped Clubs | Gain/ Loss Clubs | New Members | Charter Members | Reinstate Members | Transfer Members | Total Member Added | Total Members Dropped | Gain/ Loss Members |
|----------------|-----------|---------------|------------------|-------------|-----------------|-------------------|------------------|--------------------|-----------------------|--------------------|
| 2018-2019 | 5 | 3 | 2 | 235 | 124 | 5 | 6 | 370 | 338 | 32 |
| 2019-2020 | 3 | 1 | 2 | 104 | 65 | 5 | 5 | 179 | 398 | -219 |
| 2020-2021 | 2 | 5 | -3 | 181 | 57 | 17 | 10 | 265 | 305 | -40 |
| 2021-2022 | 11 | 3 | 8 | 259 | 237 | 10 | 1 | 507 | 299 | 208 |
| 2022-2023 | 5 | 9 | -4 | 135 | 123 | 17 | 6 | 281 | 389 | -108 |
| Average | 5 | 4 | 1 | 183 | 121 | 11 | 6 | 320 | 346 | -25 |



Membership Composition June 2023 Cumulative



Gender Composition June 2023 Cumulative

